

VIETNAM DAILY

[Market Commentary]

The VNIndex gained with a slight decrease in liquidity thanks to positive movements of many industries

[Futures/ETFs]

Futures rallied on good performance of the general market

[Market Movers]

GIL, NTP

January 18, 2023

	Index	Chg (%, bp)
Ho Chi Minh	1,098.28	+0.92
VN30	1,115.72	+1.09
VN30 futures	1,117.30	+0.93
Hanoi	217.73	+1.20
HNX30	373.53	+1.98
UPCoM	73.54	+0.78
USD/VND	23,440	+0.02
10-yr govt bond (%)	4.56	-2
Overnight rate (%)	5.63	-34
Oil (WTI, \$)	81.05	+1.09
Gold (LME, \$)	1,910.49	+0.09



Market Commentary

VNIndex 1,098.28P (+0.92%)
Volume (mn shrs) 553.8 (-1.7%)
Value (U\$mn) 436.0 (-13.1%)

HNXIndex 217.73P (+1.20%)
Volume (mn shrs) 75.3 (+9.4%)
Value (U\$mn) 50.7 (+27.0%)

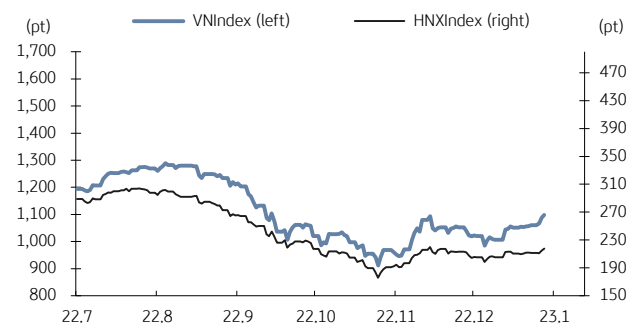
UPCoM 73.54P (+0.78%)
Volume (mn shrs) 35.6 (-5.8%)
Value (U\$mn) 20.1 (+56.9%)

Net foreign buy (U\$mn) +31.4

The VNIndex gained with a slight decrease in liquidity thanks to positive movements of many industries. Foreign investors were net buyers focusing on SSI Securities (SSI, +0.7%), VNDirect (VND, +1.6%), and Vingroup (VIC, +2.7%). According to calculations by Noi Bai International Airport, there may be 580 flights and 104,000 passengers on the peak day during the Lunar New Year holiday. Airlines like Vietnam Airlines (HVN, +0.34%) and Vietjet (VJC, +1.54%) closed up today.

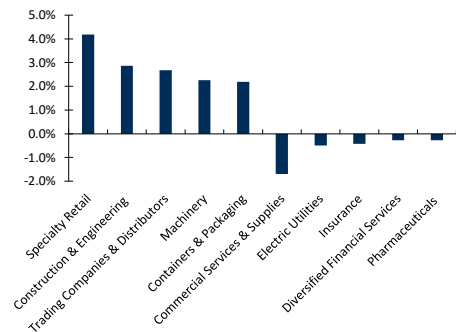
Oil prices rallied on January 17 thanks to China's better-than-expected annual economic growth data and potential demand increase after the economic reopening. As a result, PV Technical Services (PVS, +4.17%), and Binh Son Refinery (BSR, +6.08%) gained in prices.

VN Index & HNX Index



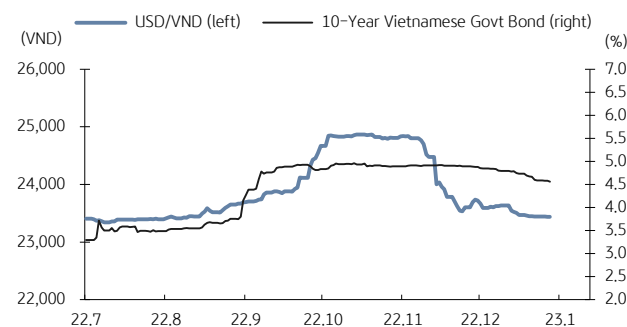
Source: Bloomberg, KB Securities Vietnam

VN Index sector performance



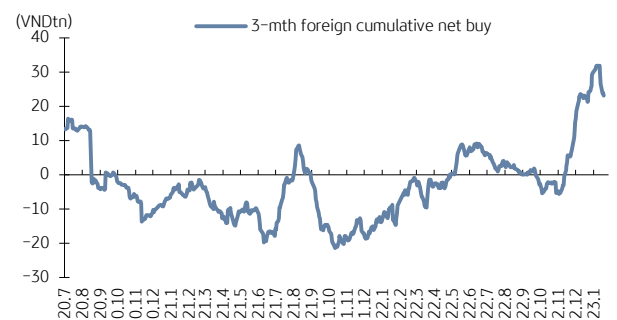
Source: Bloomberg, KB Securities Vietnam

USD/VND & 10-year government bond rates



Source: Bloomberg, KB Securities Vietnam

Vietnam - 3-mth cumulative net foreign buy



Source: FiinPro, KB Securities Vietnam

Futures/ETFs

VN30 1,115.72P (+1.09%)

VN30 futures 1,117.3P (+0.93%)

Open 1,103.6P

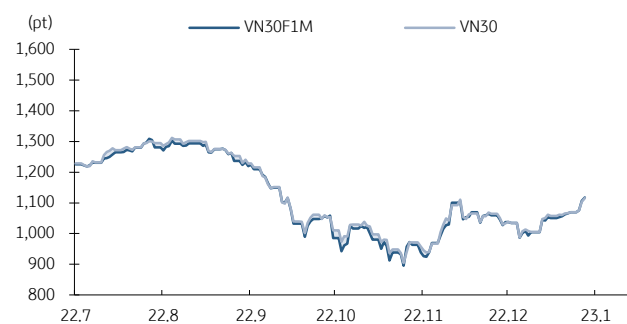
High 1,122.4P

Low 1,103.6P

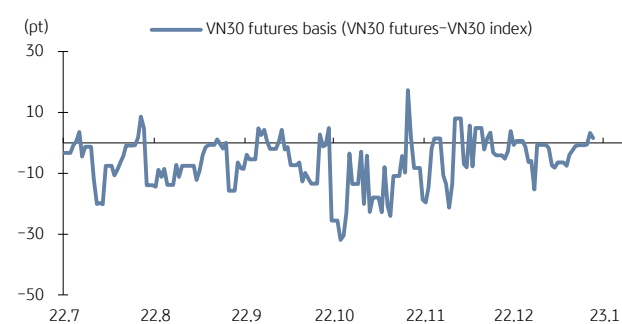
Contracts 283,800 (+0.9%)

Futures rallied on good performance of the general market. The basis opened at 0.67bps and then widened and fluctuated around 2.37bps before closing at 1.58bps. Trading volumes did not change significantly compared to yesterday session.

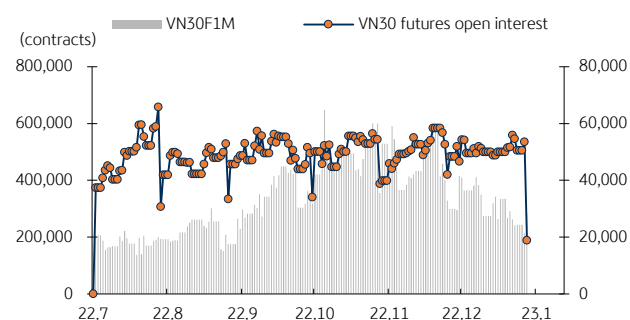
VN30 futures & VN30 index



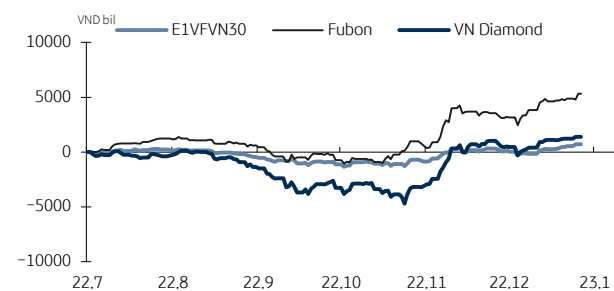
Front month VN30 futures basis



VN30 futures volume & open interest

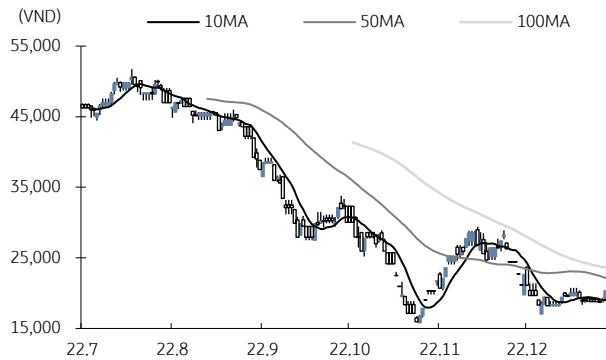


Vietnam ETFs – Changes in Fund Total Asset



Market Movers

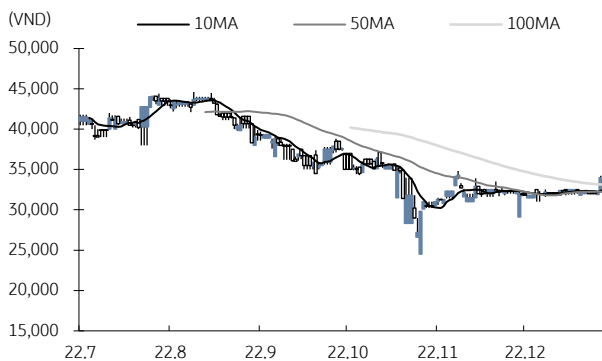
Binh Thanh Import – Export (GIL)



Source: Bloomberg, KB Securities Vietnam

- GIL closed up 6.82% to VND20,350.
- GIL announced 4Q results including VND10 billion in NPAT (down 92% YoY) on revenue of VND262 billion (down 81% YoY). 4Q22 is the quarter with the lowest profit since 4Q17.

Tien Phong Plastic (NTP)



Source: Bloomberg, KB Securities Vietnam

- NTP closed flat at VND34,000.
- NTP's 4Q consolidated profit decreased 42% YoY to VND69 billion, and revenue rose 6% to VND1,562 billion.
- 2022 profit reached VND480 billion on net revenue of VND5,685 billion, up 3% and 18% respectively compared to 2021.

KBSV Model Portfolio

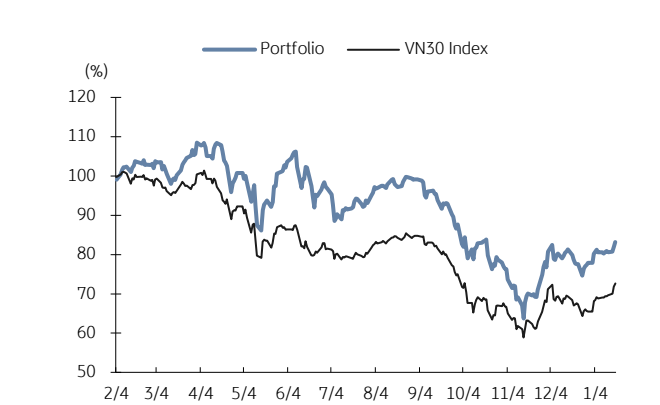
KBSV Research Team

Investment approach:

- Seeks to outperform the VN30 Index by identifying the most attractive stocks within our coverage universe over the next 3 months
- Employs a risk-managed exit strategy that sets a profit target of +30% and stop loss of -15%
- Uses an equal-active-weight (with monthly rebalancing method) approach that allocates 100% of the portfolio to stocks that, at times, can include a VN30 index ETF

	VN30 Index	Master Portfolio
Daily return	1.09%	1.39%
Cum. return	-27.35%	-16.80%

Performance vs VN30 Index



KBSV domestic model portfolio

Ticker	Inclusion date	Close 23/01/18	Daily return (%)	Cumulative return (%)	Main investment catalysts
Mobile World (MWG)	19/08/09	44,950	4.4%	16.4%	<ul style="list-style-type: none"> - Optimizing revenue from DMG & TGDD chains - BHX expects to reach break-even point soon at stores and distribution centers - In the long term, BHX aims to capture 10-15% of the food retail market
Binh Son Refinery (BSR)	22/06/30	15,600	4.7%	-45.3%	<ul style="list-style-type: none"> - High crack spreads would boost BSR's revenue and profit - BSR has been conducting a feasibility report on upgrading & expanding the Dung Quat Refinery
Phu Nhuan Jewelry (PNJ)	19/03/22	88,500	0.6%	53.9%	<ul style="list-style-type: none"> - Strong topline supported by transaction volumes (2018 +34% & ASPs (2018 +5%) - Strongest customer base to capture lucrative watch segment (5% of sales by 2022E) - Core business activities growing again after the "ERP" incident
Nam Tan Uyen (NTC)	21/11/11	113,900	0.8%	-40.7%	<ul style="list-style-type: none"> - NTC-3 is expected to be the main growth force in 2022 - Positive long-term outlook for industrial park industry - Healthy financial structure
Refrig Elec Eng (REE)	18/10/11	69,100	0.1%	133.7%	<ul style="list-style-type: none"> - Office lease management & E-town Central occupancy generates stable cash flow - Strategic investments in utility industry provides stable/long-term dividend stream
FPT Corp (FPT)	18/09/06	83,400	1.7%	243.8%	<ul style="list-style-type: none"> - Software outsourcing foothold in Japan/US/Asia-Pacific/EU drives 25% overseas CAGR - Telecoms stable 15% growth/solid subscriber growth & profitable Pay-TV from 2020E - 20%+ earnings momentum by 2020E
Vietin Bank (CTG)	01/31/2020	30,750	0.5%	62.7%	<ul style="list-style-type: none"> - Building on strong earnings recovery in 2019 & optimistic outlook for 2020 - Growing expectations for capital increase in 2020 to offset loan-growth concerns - Already improved asset quality and benign credit risks for 2020
PV Gas (GAS)	20/12/11	104,300	0.1%	42.1%	<ul style="list-style-type: none"> - Gain benefit from growing LNG demand - Expectation on global oil price recovery - Attractive valuation
Hoa Pha Group (HPG)	19/12/04	21,700	0.2%	94.9%	<ul style="list-style-type: none"> - Steel consumption starts to rebound - Construction steel prices show signs of rising again - Increased capacity from Dung Quat project helps HPG expand market share
Kinhbac City Development (KBC)	20/03/09	25,450	0.8%	147.7%	<ul style="list-style-type: none"> - Strong pricing for upcoming land sales after Trang Due urban land sales in 4Q19 - Beneficiary of more production facilities from EU companies after EU-Vietnam FTA - Re-location of supply chains from China after COVID-19 scare

Source: Bloomberg, KB Securities Vietnam

Market Monitors

Ho Chi Minh – Net foreign buys/sells

Ticker	Chg (%)	For. own (%,-1d)	Net buy (VND bn)
SSI	0.7%	41.7%	108.3
VND	1.6%	22.4%	85.2
VIC	2.7%	12.7%	53.1
MSN	2.5%	30.6%	52.8
CTG	0.5%	28.0%	43.6
Ticker	Chg (%)	For. own (%,-1d)	Net sell (VND bn)
KBC	0.8%	19.9%	-28.2
HHV	1.2%	4.5%	-9.2
DPM	0.5%	19.2%	4.2
DCM	1.1%	11.9%	-0.1
EIB	-0.2%	18.9%	1.6

Source: FiiPro, KB Securities Vietnam

Hanoi – Net foreign buys/sells

Ticker	Chg (%)	For. own (%,-1d)	Net buy (VND bn)
IDC	0.3%	0.8%	16.4
CEO	9.8%	1.2%	3.7
SHS	-1.0%	6.3%	2.9
HUT	1.9%	1.2%	1.8
NVB	0.0%	8.8%	0.6
Ticker	Chg (%)	For. own (%,-1d)	Net sell (VND bn)
PVS	4.2%	19.2%	-4.7
HOM	-2.0%	1.1%	-0.0
TNG	4.1%	8.3%	-0.0
APS	7.0%	0.9%	-0.0
PVC	0.0%	0.7%	-0.0

Source: FiiPro, KB Securities Vietnam

Sectors – Top 5 best/worst weekly performance

Top 5 best performers	Chg (%)	Key stocks
Construction & Engineering	7.6%	DIG, HDG, VCG, PC1
Metals & Mining	7.6%	HPG, HSG, NKG, KSB
Capital Markets	7.0%	SSI, VND, HCM, VCI
Energy Equipment & Services	6.4%	PVD, PVT
Banks	6.0%	VCB, BID, VPB, TCB
Top 5 worst performers	Chg (%)	Key stocks
Auto Components	-8.8%	DRC, CSM, PAC, TNC
Industrial Conglomerates	-4.2%	REE, BCG, PET, EVG
Water Utilities	-2.3%	BWE, TDM, SII, CLW
Paper & Forest Products	-1.9%	DHC, HAP, HHP, VID
Electric Utilities	-0.7%	PGV, NT2, PPC, TTA

Source: Bloomberg, KB Securities Vietnam

Sectors – Top 5 best/worst monthly performance

Top 5 best performers	Chg (%)	Key stocks
Oil, Gas & Consumable Fuels	22.0%	PLX, PGC, CNG, GSP
Paper & Forest Products	12.7%	DHC, HAP, HHP, VID
Banks	11.2%	VCB, BID, VPB, TCB
Energy Equipment & Services	8.9%	PVD, PVT
Commercial Services & Supplies	8.6%	TLG, ILB, APC, ST8
Top 5 worst performers	Chg (%)	Key stocks
Industrial Conglomerates	-12.0%	REE, BCG, PET, EVG
Trading Companies & Distributors	-10.4%	VPG, TSC, BTT, TNA
Auto Components	-7.3%	DRC, CSM, PAC, TNC
Specialty Retail	-5.9%	MWG, FRT, CTF, HAX
Chemicals	-5.6%	GVR, DGC, DPM, DCM

Source: Bloomberg, KB Securities Vietnam

Vietnam – Focus stocks

Sector	Code	Company name	Price	Mkt cap (VNDbn, USDmn)	Trading value (VNDmn, USDmn)	For avail (% -1d)	P/E(X)		EPS CAGR (%)	ROE(%)		P/B(X)		Performance(%)			
							20E	21E		20E	21E	20E	21E	1D	1W	1M	YTD
Real estate	VIC	VINGROUP JSC	97,778	372,067 (16.170)	102,910 (4.4)	22.5	26.4	36.3	14.7	7.0	5.3	2.0	2.0	2.7	2.9	-2.9	5.4
	VHM	VINHOMES JSC	79,385	339,478 (14.753)	78,277 (3.3)	26.6	7.1	6.1	35.9	22.3	21.4	1.5	1.3	1.0	3.3	6.5	9.4
	VRE	VINCOM RETAIL JS	34,850	79,190 (3.442)	55,326 (2.3)	17.8	26.7	18.4	-7.6	7.8	10.6	2.0	1.9	-1.8	2.8	11.8	11.4
	NVL	NOVA LAND INVES	45,853	86,712 (3.768)	265,674 (11.3)	31.3	4.7	3.5	6.7	10.8	13.1	0.5	0.3	1.1	-5.0	-22.3	1.1
	KDH	KHANG DIEN HOUSE	28,347	19,167 (833)	40,944 (1.7)	11.6	16.8	14.9	13.7	11.1	11.4	1.7	1.5	3.7	-1.1	1.1	4.9
	DXG	DAT XANH GROUP	21,130	12,594 (547)	108,332 (4.6)	13.9	10.2	11.8	-	8.3	6.4	0.7	0.6	4.0	6.0	-6.3	11.0
Banks	VCB	BANK FOR FOREIGN	79,937	378,305 (16.441)	95,717 (4.1)	6.3	15.5	13.5	11.7	20.6	18.7	3.2	2.6	0.7	5.8	12.9	12.5
	BID	BANK FOR INVESTM	34,507	174,556 (7.586)	74,790 (3.2)	12.7	14.4	11.2	-5.3	18.1	18.8	2.3	1.8	0.3	9.3	15.9	16.8
	TCB	VIETNAM TECHNOLO	38,900	136,341 (5.925)	118,168 (5.0)	0.0	4.8	4.6	14.3	20.8	17.8	0.9	0.8	0.3	5.2	-0.2	12.6
	CTG	VIETNAM JS COMM	28,512	137,021 (5.955)	100,390 (4.3)	1.4	9.1	7.8	50.3	16.5	17.9	1.4	1.2	0.5	5.7	9.6	12.8
	VPB	VIETNAM PROSPERI	15,296	101,381 (4.406)	426,587 (18.1)	0.0	7.4	7.9	18.8	20.4	16.1	1.2	1.1	0.3	6.5	6.2	9.8
	MBB	MILITARY COMMERC	16,173	73,327 (3.187)	152,496 (6.5)	0.0	4.9	4.5	14.6	25.2	22.8	1.1	0.9	0.8	7.1	4.0	14.3
	HDB	HDBANK	16,320	40,641 (1.766)	33,852 (1.4)	4.2	5.4	5.0	23.3	23.2	20.9	1.2	1.0	1.2	4.5	0.9	9.4
	STB	SACOMBANK	18,600	33,548 (1.458)	390,088 (16.5)	14.0	-	-	26.5	13.5	16.6	1.3	1.1	0.9	8.5	17.5	19.1
	TPB	TIEN PHONG COMME	20,630	28,732 (1.249)	111,546 (4.7)	0.0	6.6	6.0	37.4	20.3	18.3	1.2	1.0	2.6	5.1	2.6	12.1
	EIB	VIETNAM EXPORT-I	18,500	22,745 (988)	87,910 (3.7)	0.2	-	-	27.3	17.7	14.6	-	-	-0.2	1.9	-2.6	-4.5
Insurance	BVH	BAO VIET HOLDING	61,900	45,950 (1.997)	20,292 (0.9)	21.0	21.6	18.4	15.8	7.8	9.0	1.6	1.6	-0.4	-0.4	-2.4	3.9
	BMI	BAOMINH INSURANC	22,250	2,439 (106)	5,489 (0.2)	14.2	10.7	9.2	9.1	13.7	15.0	1.0	0.9	0.0	0.8	10.3	11.6
Securities	SSI	SSI SECURITIES C	20,676	19,947 (867)	298,096 (12.6)	55.4	15.1	17.5	-3.2	9.8	8.1	-	-	0.7	6.5	0.2	16.1
	VCI	VIET CAPITAL SEC	21,154	9,108 (396)	151,503 (6.4)	71.9	-	-	-4.0	-	-	-	-	-0.7	8.6	6.5	27.7
	HCM	HO CHI MINH CITY	22,265	8,907 (387)	108,742 (4.6)	52.4	-	-	-19.0	-	-	-	-	-0.2	3.9	3.0	19.3
	VND	VNDIRECT SECURIT	6,983	5,734 (249)	330,615 (14.0)	27.2	-	-	36.3	-	-	-	-	1.6	9.5	0.6	19.6
Consumer staples	VNM	VIETNAM DAIRY P	109,000	227,805 (9.900)	120,606 (5.1)	42.1	20.3	17.9	4.0	26.5	29.6	5.0	4.9	0.5	2.4	4.2	6.8
	SAB	SAIGON BEER ALCO	192,500	123,447 (5.365)	24,731 (1.0)	36.9	23.1	20.8	7.3	23.5	22.8	5.0	4.4	0.0	3.3	5.6	12.0
	MSN	MASANG GROUP CORP	79,250	111,712 (4.855)	55,279 (2.3)	16.5	33.7	25.4	-51.9	10.1	13.3	3.8	3.6	2.5	4.1	6.8	7.4
	HNG	HOANG ANH GIA LA	12,450	13,801 (600)	13,784 (0.6)	48.8	-	-	-	-	-	-	-	5.7	5.7	-5.1	11.3
Industrials (transport)	VJC	VIETJET AVIATION	131,800	69,042 (3.001)	34,121 (1.4)	11.0	294.0	35.4	-88.5	3.5	13.0	-	-	1.5	2.0	-0.6	2.6
	GMD	GEMADEPT CORP	33,100	9,976 (434)	14,859 (0.6)	10.8	16.6	13.7	-57.0	14.1	15.1	2.1	1.9	1.7	2.7	3.8	7.5
	CII	HO CHI MINH CITY	22,600	5,398 (235)	47,444 (2.0)	38.4	4.5	22.0	65.7	16.0	3.0	0.7	0.7	1.4	5.7	-1.3	14.7
Industrials (capital goods)	ROS	FLC FAROS CONSTR	3,670	2,083 (091)	#N/A (#N/A)	46.4	-	-	-92.4	-	-	-	-	-	-	-	-
	GEX	GELEX GROUP JSC	15,802	10,411 (452)	211,382 (9.0)	37.7	-	-	-14.4	-	-	-	-	2.5	9.1	-12.2	15.7
	CTD	COTECCONS CONSTR	73,200	5,438 (236)	11,546 (0.5)	3.6	-	17.1	-52.4	-0.8	2.0	0.3	-	1.1	8.2	-2.4	16.3
	REE	REE	51,826	18,419 (800)	24,542 (1.0)	0.0	9.5	10.2	-4.5	17.4	14.2	1.6	1.5	0.1	-4.7	-12.5	-3.4

Source: Bloomberg, KB Securities Vietnam

Vietnam – Focus stocks

Sector	Code	Company name	Price	Mkt cap (VNDbn, USDmn)	Trading value (VNDmn, USDmn)	For avail (%, -1d)	P/E (X)		EPS CAGR (%)	ROE (%)		P/B (X)		Performance (%)			
							20E	21E		20E	21E	20E	21E	1D	1W	1M	YTD
Utilities	GAS	PETROVIETNAM GAS	90,100	172,447 (7,494)	23,124 (1.0)	46.1	14.1	14.5	-17.5	25.3	22.1	3.4	3.1	0.1	0.1	-2.0	2.8
	NT2	PETROVIETNAM NHO	22,850	6,578 (286)	14,702 (0.6)	31.4	9.8	8.6	-10.5	19.8	19.9	-	-	-0.9	-0.5	1.8	-1.4
	PPC	PHA LAI THERMAL	26,200	8,400 (365)	912 (0.0)	34.1	15.6	7.9	-5.1	6.2	11.7	-	-	0.7	3.3	8.5	11.5
Materials	HPG	HOA PHAT GRP JSC	24,986	145,287 (6,314)	491,940 (20.9)	18.0	13.4	11.3	21.9	10.6	12.0	1.3	1.2	0.2	7.4	6.4	20.6
	DPM	PETROVIETNAM FER	17,400	6,809 (296)	63,876 (2.7)	36.5	3.5	5.2	-0.5	38.3	23.7	1.2	1.1	0.5	1.3	-2.5	-1.7
	DCM	PETROCA MAU FER	13,650	7,226 (314)	51,020 (2.2)	46.5	3.7	6.0	-4.5	45.7	22.8	1.5	1.3	1.1	1.3	-8.1	0.2
	HSG	HOA SENG GROUP	18,864	11,063 (481)	181,558 (7.7)	38.9	12.9	7.2	67.9	6.1	10.0	0.8	0.6	-0.7	11.1	7.8	26.0
	AAA	AN PHAT BIOPLAST	12,864	3,138 (136)	12,224 (0.5)	97.2	-	-	17.2	-	-	-	-	2.4	5.4	-2.9	11.0
Energy	PLX	VIETNAM NATIONAL	56,100	68,375 (2,972)	25,536 (1.1)	4.6	54.5	16.4	-51.0	5.9	10.9	2.0	1.9	1.7	2.0	22.6	19.9
	PVD	PETROVIETNAM DRI	17,727	9,854 (428)	93,160 (4.0)	39.9	-	27.5	-11.9	-0.8	3.2	0.9	0.9	-0.5	10.3	17.5	16.8
	PVT	PETROVIET TRANSP	17,900	5,793 (252)	47,865 (2.0)	35.9	8.4	7.7	2.2	14.3	14.4	1.2	1.0	0.2	0.0	-3.8	-7.3
Consumer discretionary	MWG	MOBILEWORLD INV	46,500	65,024 (2,826)	86,806 (3.7)	0.0	14.5	12.1	14.4	20.1	19.9	2.6	2.3	4.4	5.6	-6.1	4.8
	PNJ	PHU NHUAN JEWELR	65,625	19,895 (865)	20,184 (0.9)	0.0	16.5	14.5	2.4	24.5	22.2	3.3	2.8	0.6	2.0	4.5	-1.6
	YEG	YEAH1 GROUP CORP	40,300	1,261 (055)	593 (0.0)	70.6	-	-	-	-	-	-	-	2.3	2.7	-19.4	-0.9
	FRT	FPT DIGITAL RETA	18,800	2,227 (097)	36,969 (1.6)	30.3	20.9	18.8	-75.2	22.0	20.7	4.1	3.5	3.9	3.6	-8.2	-0.6
	PHR	PHUOC HOA RUBBER	61,900	8,387 (365)	15,687 (0.7)	34.6	6.8	7.8	41.2	28.7	22.5	1.8	1.7	0.7	6.2	0.5	8.1
Healthcare	DHG	DHG PHARMACEUTIC	100,300	13,114 (570)	543 (0.0)	45.4	12.0	11.1	10.7	22.0	21.5	2.7	2.5	-0.6	-1.7	2.0	3.1
	PME	PYMEPHARCO JSC	80,200	6,016 (261)	#N/A (#N/A)	11.7	-	-	1.6	-	-	-	-	-	-	-	-
IT	FPT	FPT CORP	56,667	61,301 (2,664)	64,061 (2.7)	0.0	17.4	14.5	15.5	27.6	28.4	4.3	3.6	1.7	3.1	7.1	8.5

Source: Bloomberg, KB Securities Vietnam

KB SECURITIES VIETNAM RESEARCH

Nguyen Xuan Binh – Head of Research
binhnx@kbsec.com.vn

Research Division
research@kbsec.com.vn

Equity

Duong Duc Hieu – Head of Equity Research
hieudd@kbsec.com.vn

Macro/Strategy

Tran Duc Anh – Head of Macro & Strategy
anhtd@kbsec.com.vn

Banks, Insurance & Securities

Nguyen Anh Tung – Senior Analyst
tungna@kbsec.com.vn

Macroeconomics & Banks

Le Hanh Quyen – Analyst
quyenlh@kbsec.com.vn

Nguyen Duc Huy – Analyst
huynd1@kbsec.com.vn

Strategy, Chemicals

Thai Huu Cong – Analyst
congth@kbsec.com.vn

Real Estate, Construction & Materials

Pham Hoang Bao Nga – Senior Analyst
ngaphb@kbsec.com.vn

Strategy, Fishery & Textiles

Tran Thi Phuong Anh – Analyst
anhhttp@kbsec.com.vn

Nguyen Dinh Thuan – Analyst
thuannd@kbsec.com.vn

Oil & Gas, Utilities

Tieu Phan Thanh Quang – Analyst
quangtpt@kbsec.com.vn

Industrial Real Estate, Logistics

Nguyen Thi Ngoc Anh – Analyst
anhntn@kbsec.com.vn

Support team

Nguyen Cam Tho – Assistant
thonc@kbsec.com.vn

Retails & Consumers

Pham Phuong Linh – Analyst
linhpp@kbsec.com.vn

Nguyen Thi Huong – Assistant
huongnt3@kbsec.com.vn

KB SECURITIES VIETNAM (KBSV)

Head Office:

Levels G, M, 2 & 7, Sky City Tower, 88 Lang Ha Street, Dong Da District, Hanoi, Vietnam

Tel: (+84) 24 7303 5333 – Fax: (+84) 24 3776 5928

Hanoi Branch:

Level 1, VP Building, 5 Dien Bien Phu, Ba Dinh District, Hanoi, Vietnam

Tel: (+84) 24 7305 3335 – Fax: (+84) 24 3822 3131

Ho Chi Minh Branch:

Level 2, TNR Tower Nguyen Cong Tru, 180–192 Nguyen Cong Tru Street, District 1, HCMC, Vietnam

Tel: (+84) 28 7303 5333 – Fax: (+84) 28 3914 1969

Saigon Branch:

Level 1, Saigon Trade Center, 37 Ton Duc Thang, Ben Nghe Ward, District 1, HCMC, Vietnam

Tel: (+84) 28 7306 3338 – Fax: (+84) 28 3910 1611

CONTACT INFORMATION

Institutional Client Center: (+84) 28 7303 5333 – Ext: 2656

Private Customer Care Center: (+84) 24 7303 5333 – Ext: 2276

Email: ccc@kbsec.com.vn

Website: www.kbsec.com.vn

Investment ratings & definitions

Investment Ratings for Stocks

(based on expectations for absolute price gains over the next 6 months)

Buy:	Hold:	Sell:
+15% or more	+15% to -15%	-15% or more

Investment Ratings for Sectors

(based on expectations for absolute price gains over the next 6 months)

Positive:	Neutral:	Negative:
Outperform the market	Perform in line with the market	Underperform the market

Opinions in this report reflect the professional judgment of the research analyst(s) as of the date hereof and are based on information and data obtained from sources that KBSV considers reliable. KBSV makes no representation that the information and data are accurate or complete and the views presented in this report are subject to change without prior notification. Clients should independently consider their own particular circumstances and objectives and are solely responsible for their investment decisions and we shall not have liability for investments or results thereof. These materials are the copyright of KBSV and may not be reproduced, redistributed or modified without the prior written consent of KBSV. Comments and views in this report are of a general nature and intended for reference only and not authorized for use for any other purpose.